

Stapleford Abbots Primary Academy Art Learning Journey



I have explored art through lots of different opportunities. I am ready to continue my journey as an artist.



Make wire models demonstrating movement.



Experiment with screen printing.

Experiment with different ways of drawing such as cross-hatch, pointillism and use a rubber to draw and highlight.



Make masks from different cultures.



Create polystyrene blocks.

YEAR 6

Explore limited colour palettes.

Use wires to make a simple model and wrap with mod roc to finish.



Investigate working on canvas.



Introduce acrylic paint.



Draw using a foreground and background.




Introduce drawing from different perspectives.

Experiment with using unusual colours. (blue for leaves, for example).



Experiment with water colour.



Use roller inks and take prints from other objects such as leaves.

YEAR 5



Draw using a variety of tools and surfaces. (paint, chalk, pastel, ink)

Experiment with tracing.

Experiment with water colours.

Investigate ways of joining clay and introduce Modroc.



Tie dye using two colours.



Make felt.

YEAR 4



Add shadows to pictures.

Use a variety of brushes.



Experiment with tracing.

Investigate ways of joining clay and introduce Modroc.

Build confidence working with clay and add colour when dried.



Create tints and shades using white and black paint.

Create a collage using a fabric base.



Experiment with roller printing.

Include increased detail in their work.




Sew simple stitches using a variety of threads.



Create a wash background.



Talk about links between mood and colour.



Investigate clay or paper mache.

YEAR 3



Add detail and paint within the line.

Study warm and cold colours.



Experiment with printing and how to change size, lines and pattern.

Hold a large paint brush correctly.



YEAR 2



Dye different fabrics using tea, red cabbage etc.

Create a simple weave using sugar paper.

Share colour charts to look at variations of colours.

Recognise and name primary and secondary colours.



Hold a large paint brush correctly.



Explore printing with fingers, sponges and experiment with amount of paint applied.



Mix primary colours to make secondary colours.



Use thick felt tip

Refine their skills. For example, adding more details like hair, clothes, and fingers.



Hold a pencil effectively.



Begin to show care and accuracy when drawing.



YEAR 1


Use different materials to create a simple collage.

Create things together, sharing ideas, resources and skills.

Share their creations, explaining what they have used and why.

Reception

Explore colour and colour mixing.



Represent a face with a circle and include details such as eyes, nose, mouth.

Develop their own ideas and decide what materials to use.



Preschool

Show different emotions in their drawings and paintings, like happiness, sadness, fear, etc.



Use drawings to represent ideas.

Explore different materials freely.

Make snips in paper.

